

HOW TO E-PRESCRIBE


NEXPLANON[®]
(etonogestrel implant) 68 mg
Radiopaque


Before prescribing NEXPLANON, please read the accompanying [Prescribing Information](#), including [Boxed Warning](#).

E-prescribe NEXPLANON and select CSCN as the pharmacy name, not the patient's local pharmacy. CSCN (Customer Support Center for NEXPLANON) will determine pharmacy coverage (upon receipt of the prescription) and transfer that prescription to the appropriate specialty pharmacy (SP), which will then ship NEXPLANON to your office. You will need the following information:

CSCN

Locate the CSCN in your EMR (Electronic Medical Record) system:

 **Address:** 6201 W Plano Pkwy Ste 400
Plano, TX 75093-4907

 **Phone Number:** 844-639-4321
NCPDP/NABP: 5939484
NPI Number: 1407469471

Diagnosis Codes (Dx)

Please associate the appropriate Dx within your e-prescription or in the notes section.

Possible ICD-10-CM Diagnosis Codes[†]:
Z30.017
Z30.46

[†]Please refer to the ICD-10-CM manual for a complete description of these diagnosis codes.

HCP Office Information

Confirm the following are correct in your EMR system:

Fax Number

If you prefer a different one, please add it to the notes.

NPI* (National Provider Identifier)

Use your individual NPI and not the site NPI.

Shipping Address

You may also include an alternate shipping address and medical insurance information.

Contact Person

If there is a contact person at your office for NEXPLANON enrollment questions, please include their name in the ePrescribing notes so that the CSCN or SP can direct questions to them.

*Only trained clinicians can submit enrollments. If you are not trained, please contact your local Organon representative.

NEXPLANON Specialty Pharmacy Tearpads

It's very important to **inform your patients that they will need to respond to a text from the CSCN as soon as possible** to confirm their information and authorize the prescription.

They may also need to respond to an additional text from the SP before the product can be shipped.

Please ask your representative for a tearpad to give to your patients, or view online with this QR code:





You will receive 3 faxes from the CSCN

- | | | |
|--|--|---|
| 1 Upon submission of e-Rx: Confirmation fax with patient ID number (can be used for tracking) | 2 After benefit investigation completion: Benefit Summary Form with enrollment ID number (can be used for tracking) | 3 Once the Rx is triaged to the Specialty Pharmacy: Confirmation with name and phone number of the SP that the NEXPLANON was triaged to <ul style="list-style-type: none">The SP may reach out to the HCP office to confirm delivery—take or return those calls to avoid delay |
|--|--|---|

Troubleshooting and FAQs

If you haven't received the 3 faxes described above, please contact the CSCN at 844-639-4321.

After NEXPLANON is triaged to the SP, if you haven't received an update, please contact the SP:

-  CVS Specialty Pharmacy: 800-237-2767
-  Walgreens Specialty Pharmacy: 888-380-6188

Organon does not recommend the use of one authorized pharmacy over another. Organon does not make any warranty as to the services offered by any particular authorized pharmacy.

If there is no resolution, then escalate through your Organon representative.

For further troubleshooting tips and FAQs, please scan this QR code, which will take you to the Ordering and Billing Page of [NexplanonPro.com](#):

